



What is TikTok?

抖音

By

Ernest Lim @book4all

Introduction

- 1) 500 million active users monthly.
- 2) TikTok is very similar with Snapchat and Instagram.
- 3) App is popular with the younger generation.
- 4) The best way to learn how to use the app is to use it often.

- 1) 每月有5亿用户。
- 2) 抖音与Snapchat和Instagram非常相似。
- 3) 应用在年轻一代中很受欢迎。
- 4) 学习如何使用该应用程序的最好方法是经常使用它。

How to use?

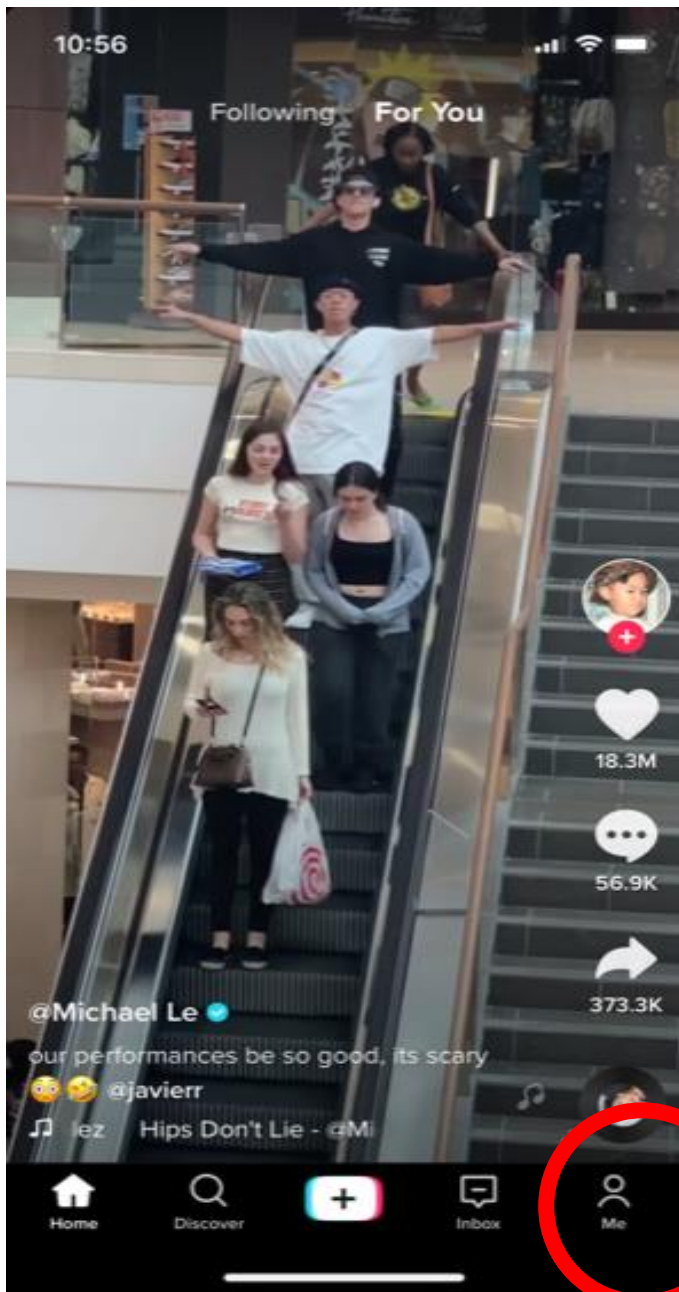
- A) Download the app and sign up.
- B) Set up your profile.
- C) View the video feed.
- D) Like, comment, or share videos you enjoy.
- E) Search for videos.
- F) Follow users via videos, search, or TikTokCode.
- G) Setup your shot and pick out special effects.
- H) Record the video.
- I) Edits and add a caption to the video.

- A) 下载应用程序并注册。
- B) 设置您的个人资料。
- C) 查看视频提要。
- D) 喜欢，评论或分享您喜欢的视频。
- E) 搜索视频。
- F) 通过视频关注用户。搜索或TikCode。
- G) 设置镜头并选择特殊效果。
- H) 录制视频。
- I) 编辑视频并添加字幕。

Setting your Account


1. Download the app from

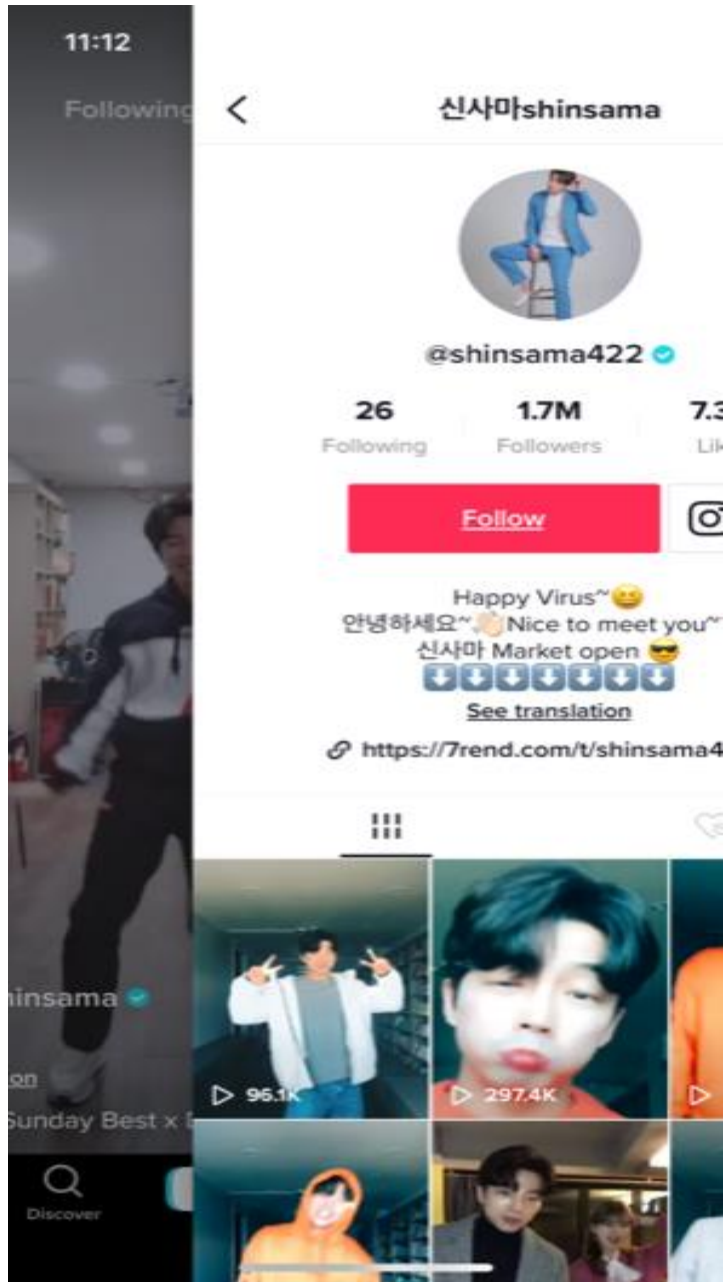




2. Set up your profile.

设置您的个人资料。

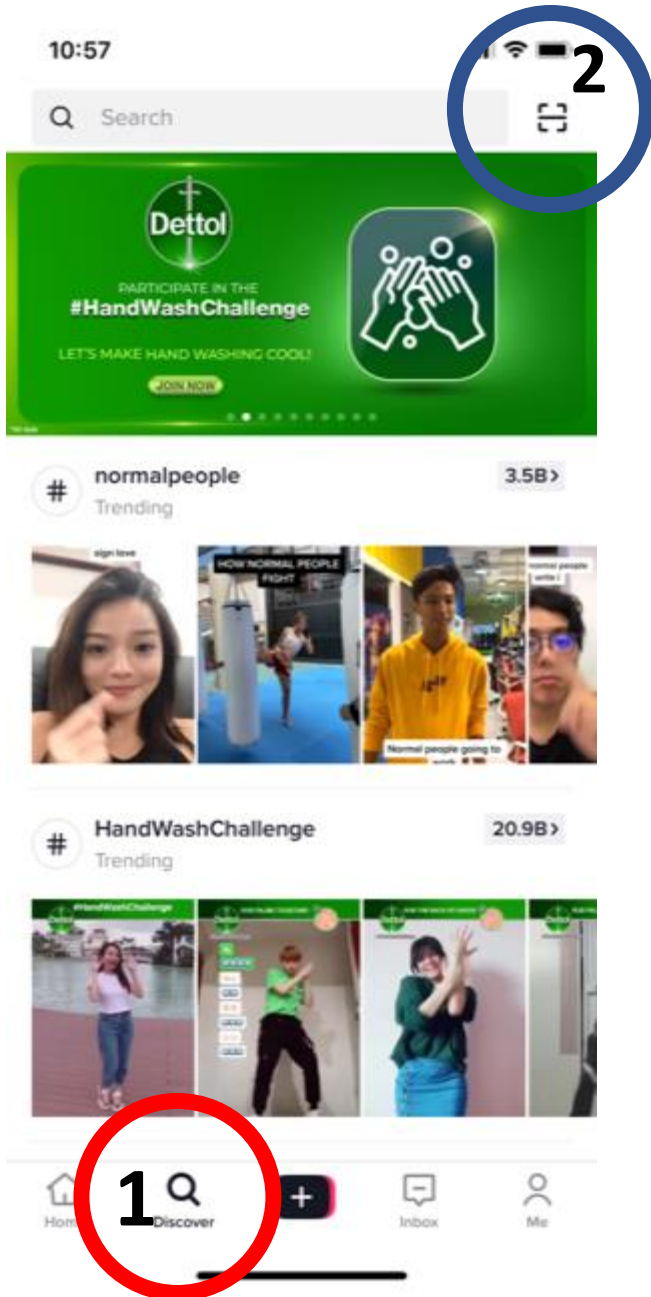




Like the video, slide left for more details.

与视频一样，向左滑动以获取更多详细信息。





1) Search for Video Button
搜索视频按钮

1) Scan QR Code Button
扫描二维码按钮

How to Post?

A) Tap the + button to enter camera mode.

B) The Flip icon in on the top right side of the screen.

Speed: Allows you to record your video in slow motion or sped up.

Beauty: An AR filter that can hide blemishes and smooth out your skin.

Filters: Lets you change the color filter of the camera.

Timer: Allows you to set an auto-record countdown if you want to film hands-free.

Flash

A) 点击+按钮进入相机模式。

B) 屏幕右上方的“翻转”图标。

速度: 使您可以慢动作或加速录制视频。

美容: AR滤镜可隐藏瑕疵，抚平肌肤。

滤镜: 让您更改相机的滤色镜。

定时器: 如果您想免提拍摄，则可以设置自动录制倒数。

闪

Hands On

操作培训

The End